

Louisiana

LIHEAP FY2023 State Profile

Total Funding Available
\$86,313,694

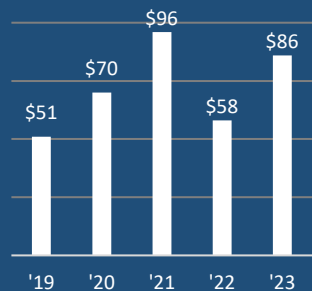
Total Households Served
103,858

Income Eligibility Requirements
\$50,078
for a 4-person household

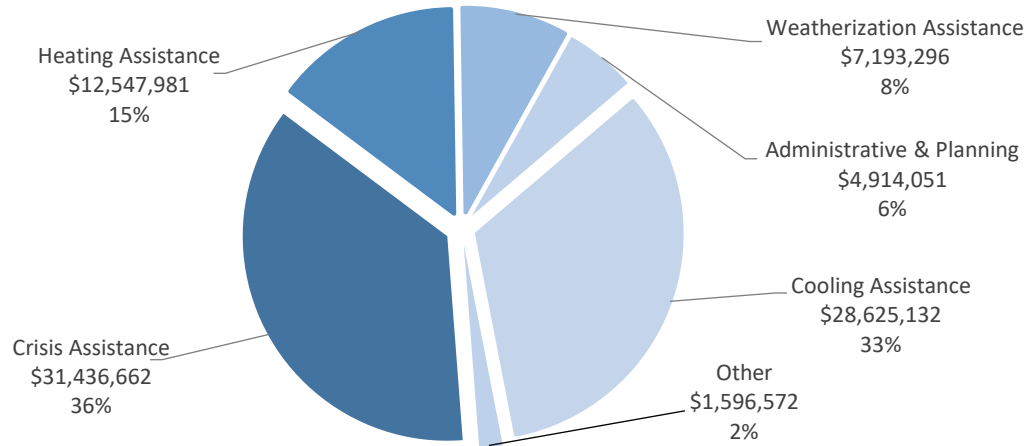
% of State Income-Eligible Population Served
19%

State Income-Eligible Population
555,488

Annual Funds, 2019-2023
(\$ millions)



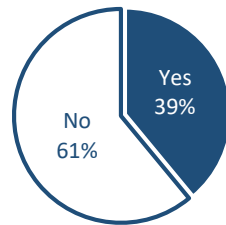
Uses of Funds



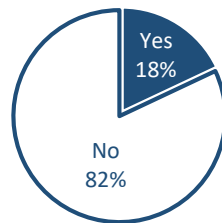
The Other category consists of:
Carryover to FY2024 (\$341,774)
Assurance 16 Activities (\$1,254,798)

Vulnerable Recipient Households

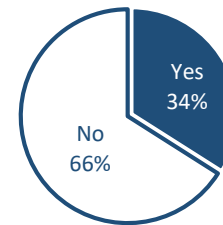
Households with Elderly Member



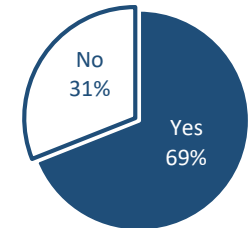
Households with Young Child



Households with Disabled Member



Households with Any Vulnerable Member



Types of Assistance

Heating Assistance served 25,594 households with reported average benefits of \$499.

Cooling Assistance served 99,771 households with reported average benefits of \$474 (regular LIHEAP funds) and \$544 (LIHEAP IJA funds).

Year-Round Crisis Assistance served 23,909 households with reported average benefits of \$382.

Weatherization Assistance served 735 households with a calculated average benefit of \$9,787.

Data are current as of April 30, 2024.

For more information, see <https://liheappm.acf.hhs.gov/>